



URBAN SPORTS CLUB



MAGICLINE

A Sport Alliance Company

API Integration Guidelines

[Initial Steps](#)

[API Display Criteria for Classes](#)

[Booking Options and Conditions in
Urban Sports Club](#)

[Appointments](#)

[Contingents](#)

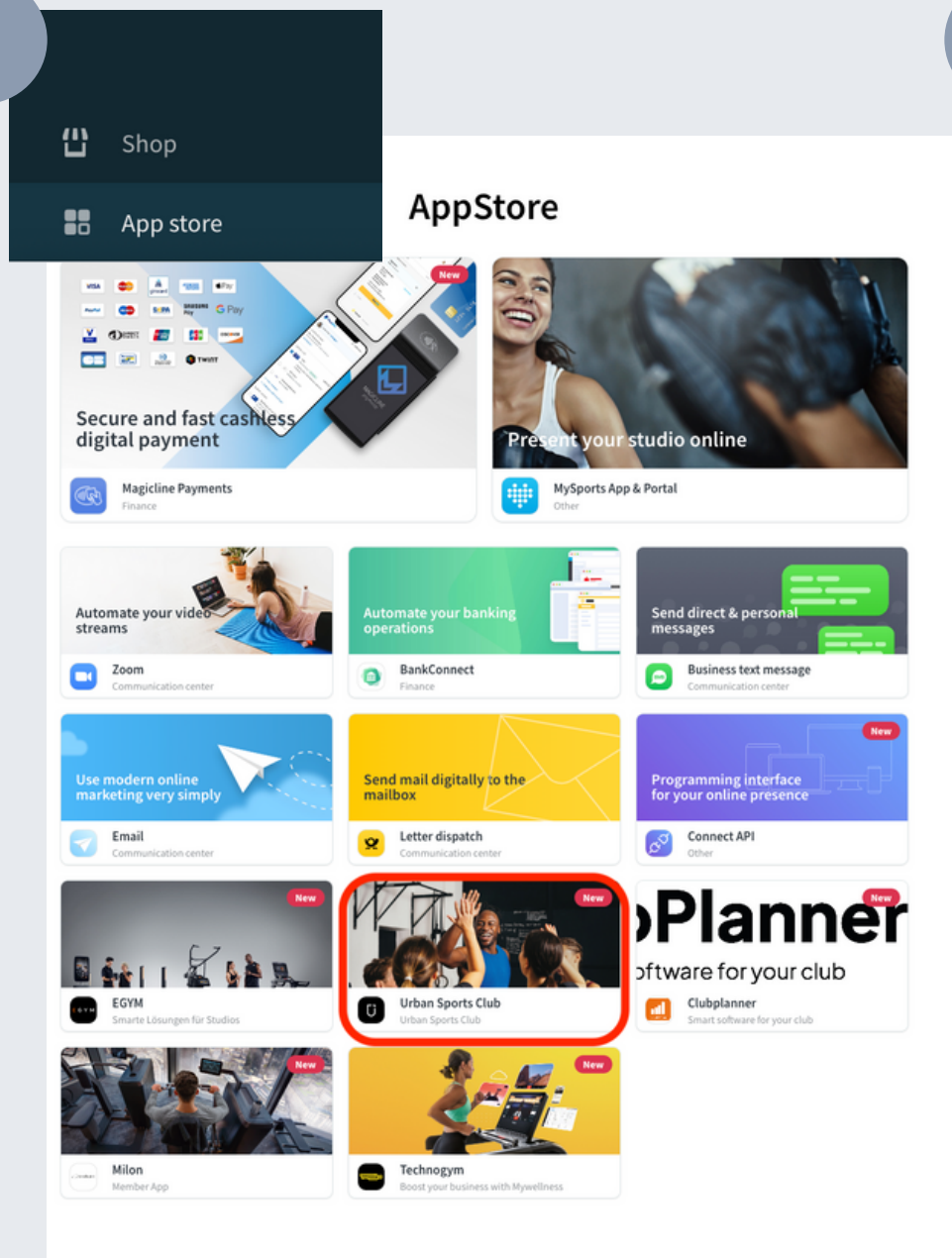
[Delete a class](#)

[Access Management](#)



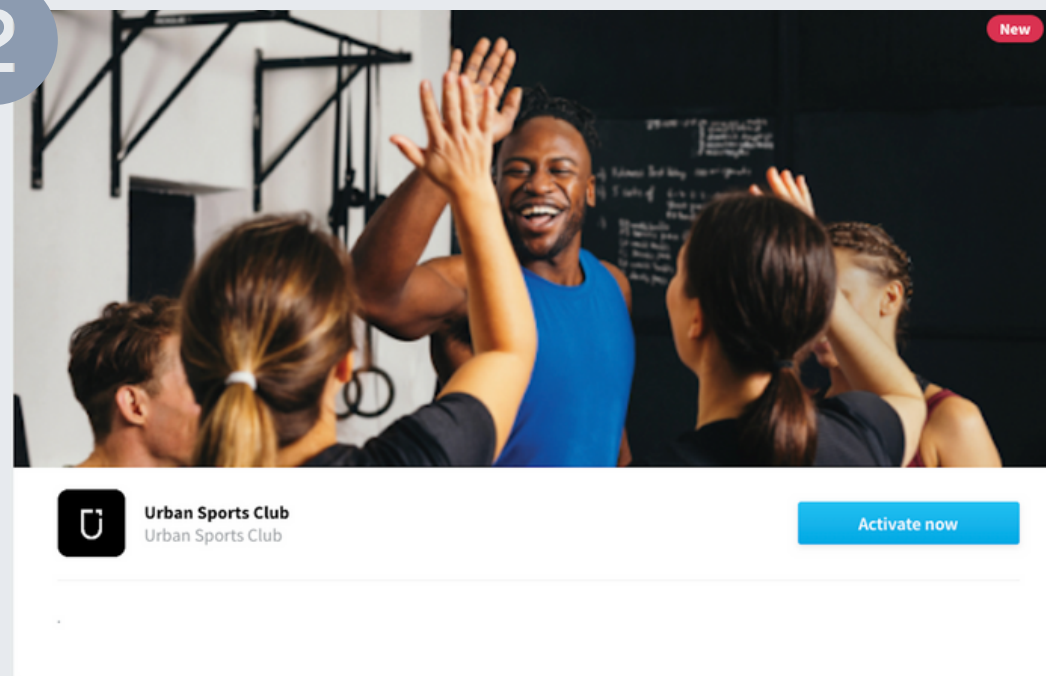
Initial steps

1



Access the **App Store** page in your Magicline account and select the **Urban Sports Club App**

2



Activate the Urban Sports Club App in your Magicline App Store by clicking **“Activate now”**

3

A screenshot of the 'Activate integration' form. The form contains several input fields: 'Company name' (with 'Your Company Name' as a placeholder), 'Legal form' (a dropdown menu with 'Please select'), 'First name', 'Last name', 'Street', 'House number', 'Zip code', 'City', 'Country' (a dropdown menu with 'Netherlands'), 'Email' (with 'youremail@yourcompany.com' as a placeholder), and 'Phone'. Below the form is a section for 'GDPR Magicline' with a checkbox and the text 'I hereby instruct Magicline GmbH to exchange my data with Clubplanner'. A note below the checkbox states: 'Be aware that this instruction is based on the current version of the Magicline Open API. Details can be found here: developer.magicline.com'. At the bottom right of the form are 'CANCEL' and 'NEXT' buttons.

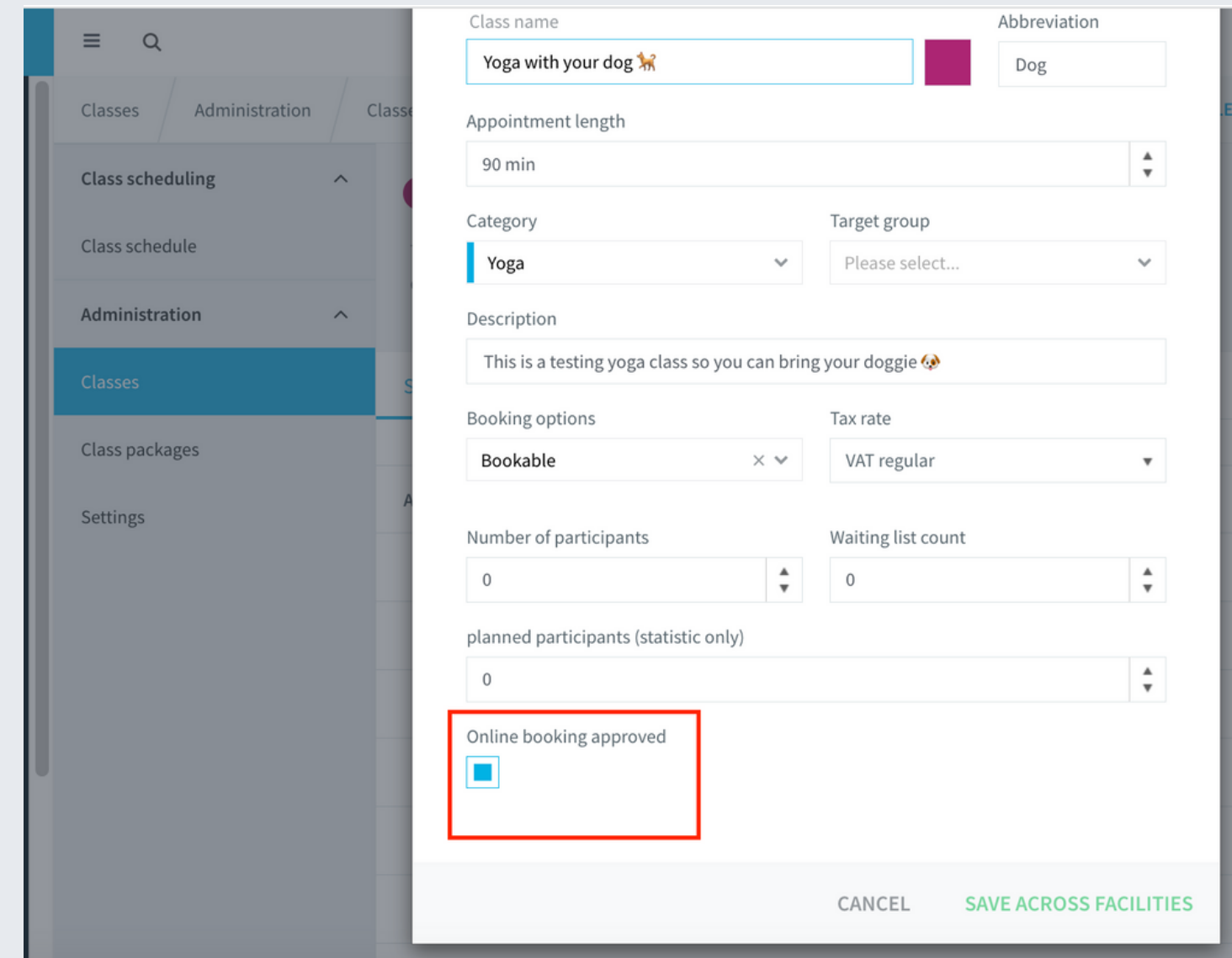
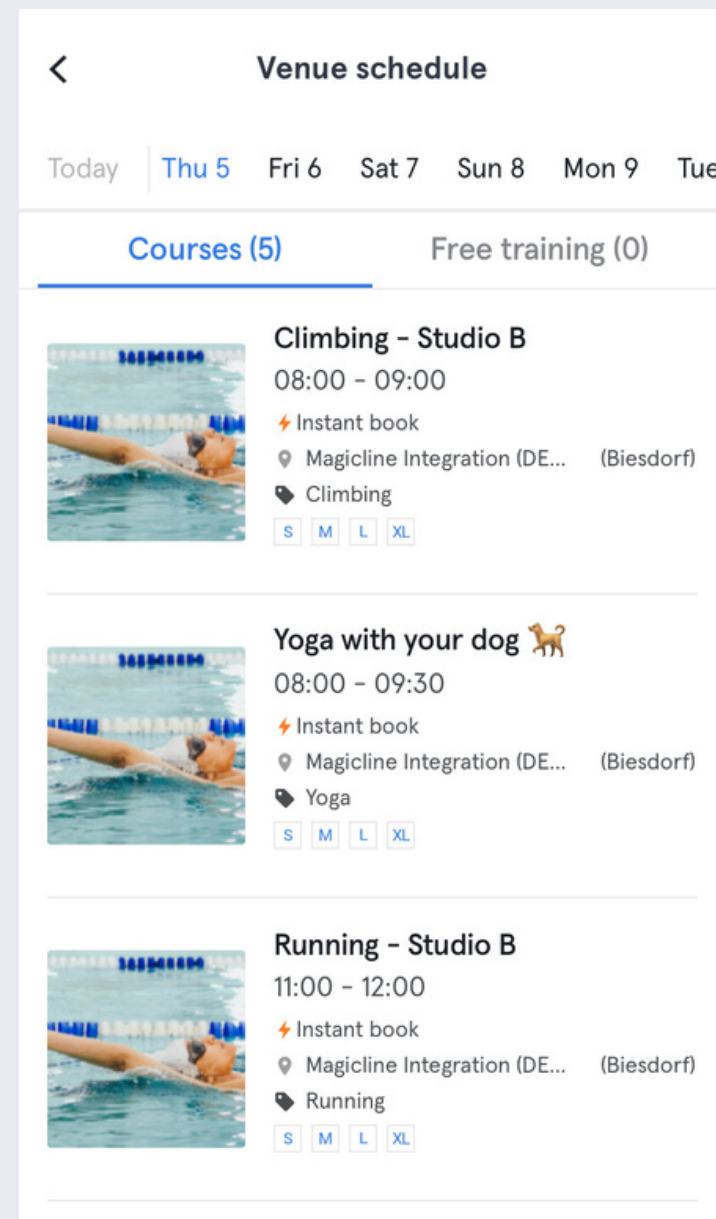
After filling out the activation form and accepting the **GDPR** condition just click on **“Activate”**

→ **What comes next?** We will automatically receive your activation details, and shortly you'll get a confirmation email from us



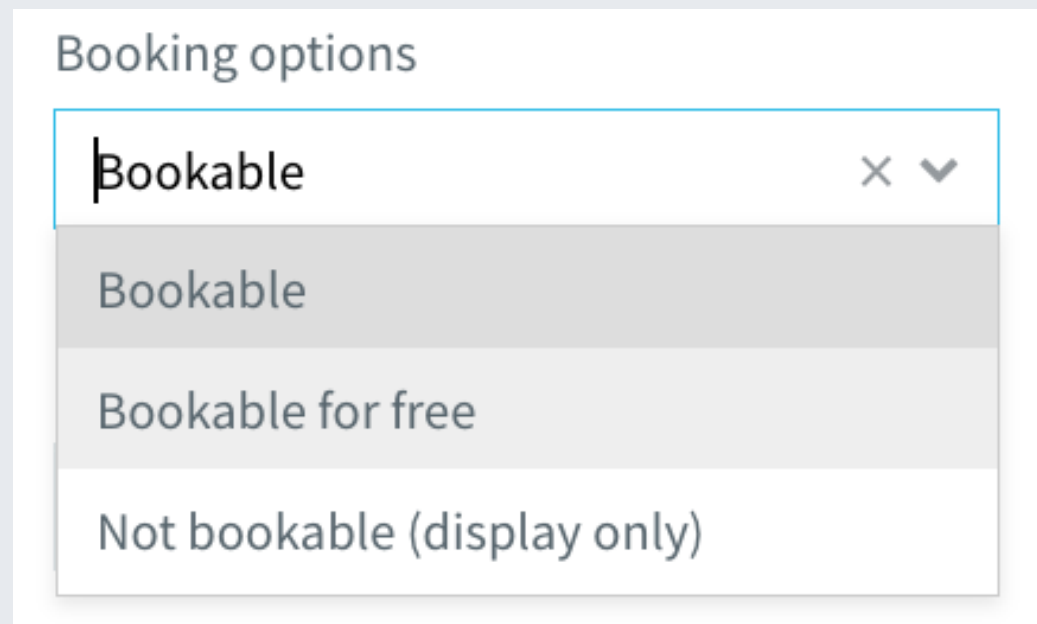
API Display Criteria for Classes

The API will only display classes that have at least one scheduled appointment (Class Slot) **within 1 to 14 days before the event.**



Only classes and class slots with the **“Online booking approved”** option enabled are coming through in the API.

Booking Options



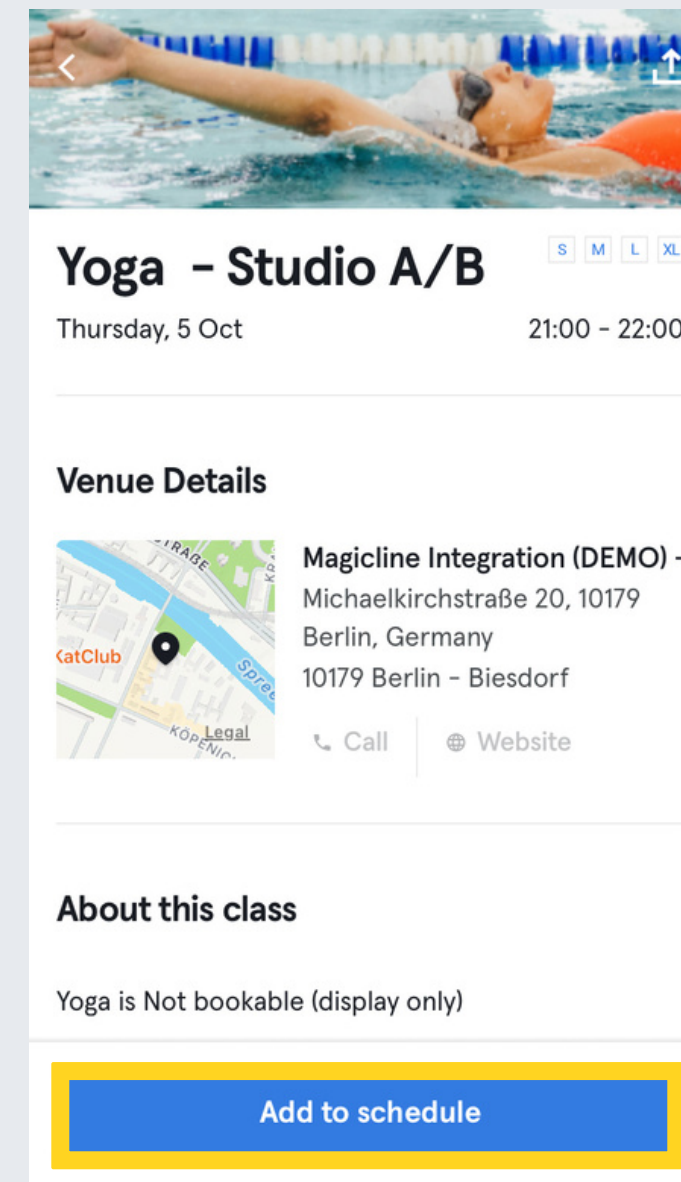
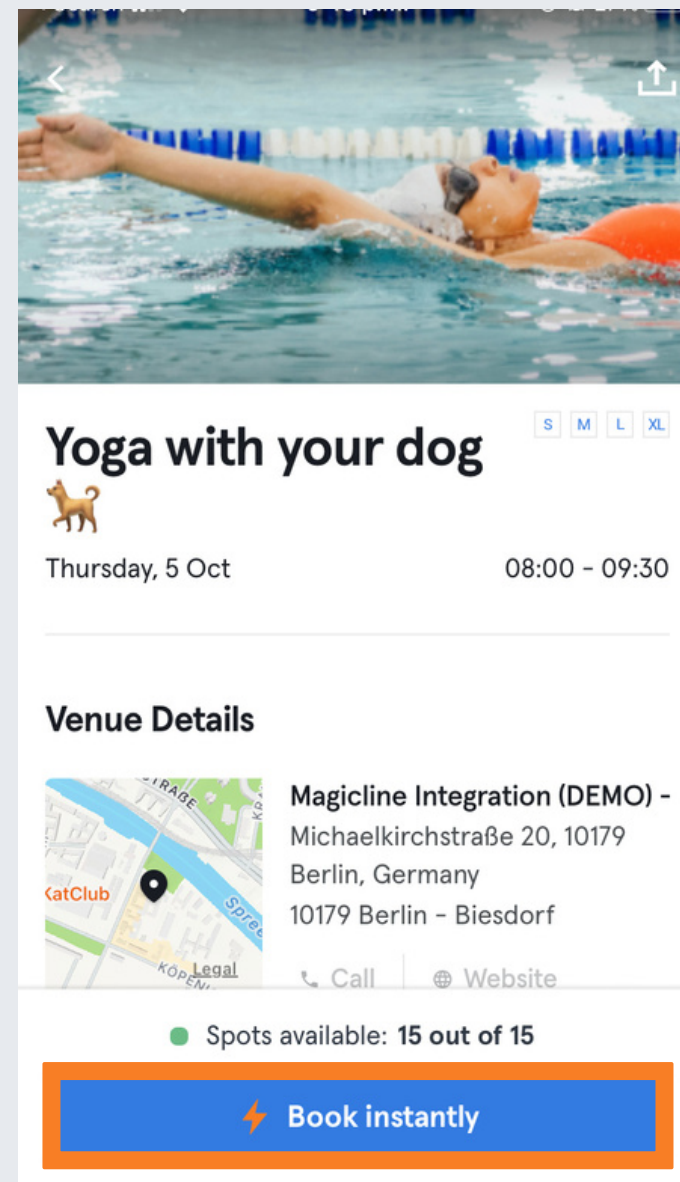
- **Bookable** = Book instantly
- **Bookable for free** = Book instantly
- **Not bookable** = Add to schedule



When you select the **"Bookable for free"** option, both your members and Urban Sports Club members can access the classes.



If you choose **"Bookable"** make sure to add Urban Sports Club as a contingent **for each class created**. Failure to do so will result in Urban Sports Club members being unable to reserve a spot.



What is an instant booking?

It's a binding booking for a class or activity at a partner venue. If this booking is not cancelled on time or not at all, a fee will be charged to the member.

[Bindingly booked classes, cancellations and no shows](#)

What does it mean to add an activity to the Schedule?

Adding a class to the schedule does not guarantee a spot, so an *alternative booking method should be provided* if the class is marked as **"Not bookable."** This is useful for gyms where members can attend without prior booking.

[How does my schedule work?](#)

Booking Conditions

There are some differences in how the *booking window* works between Magicline and Urban Sports Club

Magicline:

- Sets booking window rules on a class level.
- Specifies the exact start and end times.

Urban Sports Club:

- Simplifies by showing the number of full hours in the booking window.
- Doesn't specify exact times, but tells you how many hours before the appointment you can book.

This translates to the earliest and latest time a booking is possible before the appointment starts.

Magicline settings

The screenshot shows the 'Edit booking conditions' form in Magicline. It includes the following fields:

- Earliest booking (before appointment):** Limited
- Time period for earliest booking:** 5 Days
- Latest booking (before appointment):** Limited
- Period for latest booking:** 2 Hours
- Maximum number of future bookings:** Unlimited

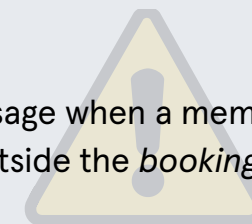
Buttons for CANCEL and SAVE are visible at the bottom.

Urban Sports Club Booking Conditions Listed on Website and App

This collage illustrates the booking process and error handling in the Urban Sports Club app. It includes:

- A class card for 'Yoga and Giggles' on Wednesday, 18 October, from 17:00 to 18:30.
- A 'booking unavailable' message with a red box highlighting the booking window: 'Bookable from: 13/10/2023, 17:00 - 18/10/2023, 16:00'.
- A 'Something went wrong' error message: 'The class can not be booked now - Check the bookings conditions.' with an 'Ok, got it' button.

Error message when a member tries to book outside the *booking window*.



Appointments



The Urban Sports Club App **only supports Classes and Free Training at the moment**. Appointments that are set in Magicline won't be visible or bookable for Urban Sports Club members.

Monday	Tuesday	Wednesday	Thursday	Friday	Saturday	Sunday
20.11.2023	21.11.2023	22.11.2023	23.11.2023	24.11.2023	25.11.2023	26.11.2023
07:00 - 07:30	07:00 - 07:30	07:00 - 07:30	07:00 - 07:30	07:00 - 07:30	07:00 - 07:30	07:00 - 07:30
07:30 - 08:00	07:30 - 08:00	07:30 - 08:00	07:30 - 08:00	07:30 - 08:00	07:30 - 08:00	07:30 - 08:00
08:00 - 08:30	08:00 - 08:30	08:00 - 08:30	08:00 - 08:30	08:00 - 08:30	08:00 - 08:30	08:00 - 08:30
08:30 - 09:00	08:30 - 09:00	08:30 - 09:00	08:30 - 09:00	08:30 - 09:00	08:30 - 09:00	08:30 - 09:00

Monday	Tuesday	Wednesday	Thursday	Friday	Saturday	Sunday
20.11.2023	21.11.2023	22.11.2023	23.11.2023	24.11.2023	25.11.2023	26.11.2023
07:00 - 07:30	07:00 - 07:30	07:00 - 07:30	07:00 - 07:30	07:00 - 07:30	07:00 - 07:30	07:00 - 07:30
07:30 - 08:00	07:30 - 08:00	07:30 - 08:00	07:30 - 08:00	07:30 - 08:00	07:30 - 08:00	07:30 - 08:00
08:00 - 08:30	08:00 - 08:30	08:00 - 08:30	08:00 - 08:30	08:00 - 08:30	08:00 - 08:30	08:00 - 08:30
08:30 - 09:00	08:30 - 09:00	08:30 - 09:00	08:30 - 09:00	08:30 - 09:00	08:30 - 09:00	08:30 - 09:00

You can create your "Free Training" in your Partner Portal profile

[Create your Free Training on the Partner Portal](#)





Inclusive Contingents

A class needs **Contingents** so that Urban Sports Club members can reserve spots. **Without Contingents, bookings won't work.** Magicline recently made things simpler: **You can activate an app like Urban Sports Club as an aggregator.**

The class is currently not bookable. Please define cash prices or included contingents.

Non-bookable - B

Class	Category	Duration	Booking options
Yoga	60min.	Not bookable (display on...)	

Inclusive contingents for class customers

1 ADD INCLUSIVE CONTINGENT

2 Add included contingent

Volume: Flat

Duration of usage: One-time use

Applies to: Aggregators

3 Add included contingent

Volume: Flat

Duration of usage: One-time use

Applies to: Aggregators

Urban Sports Club

Urban Sports Club

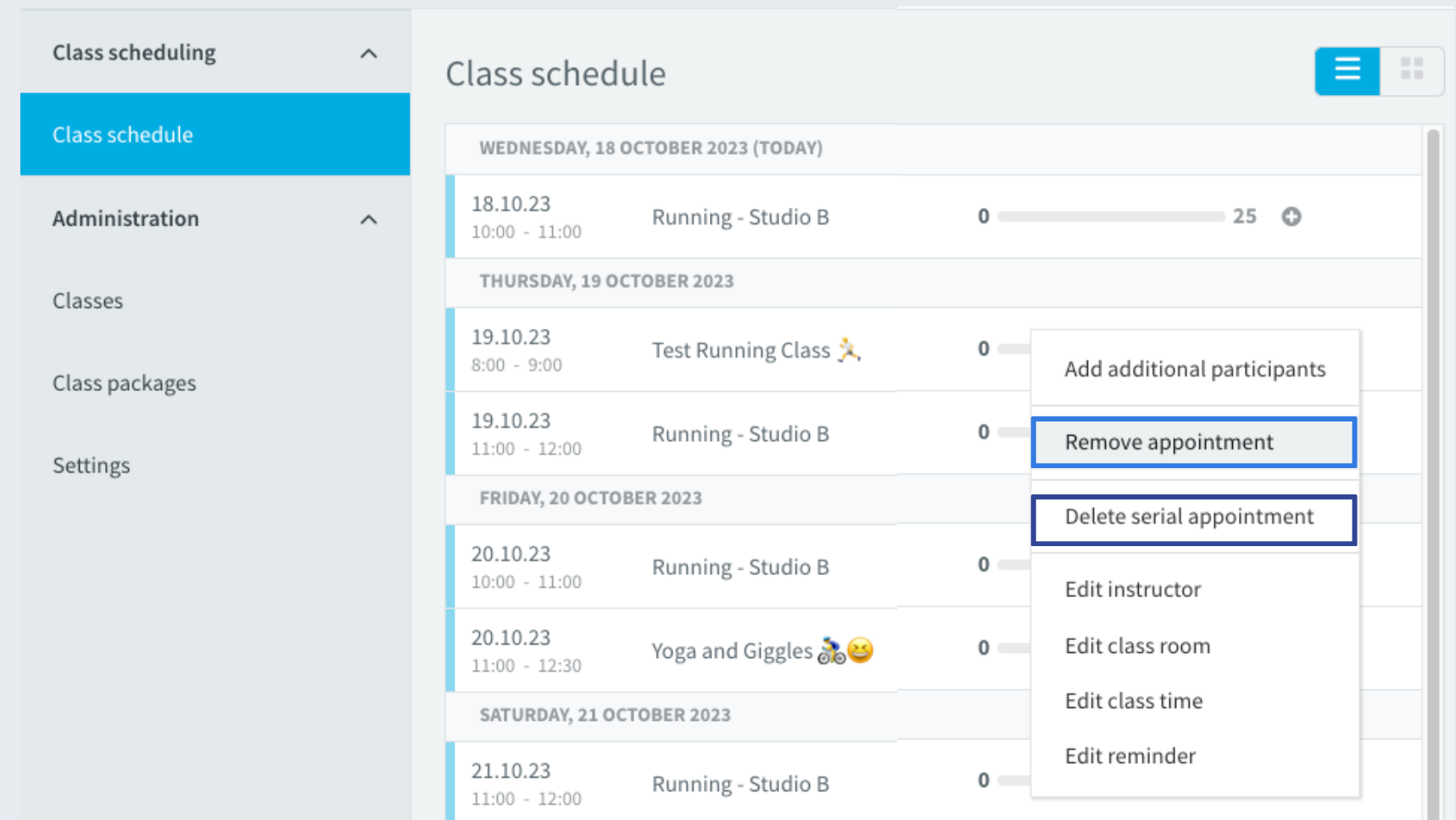
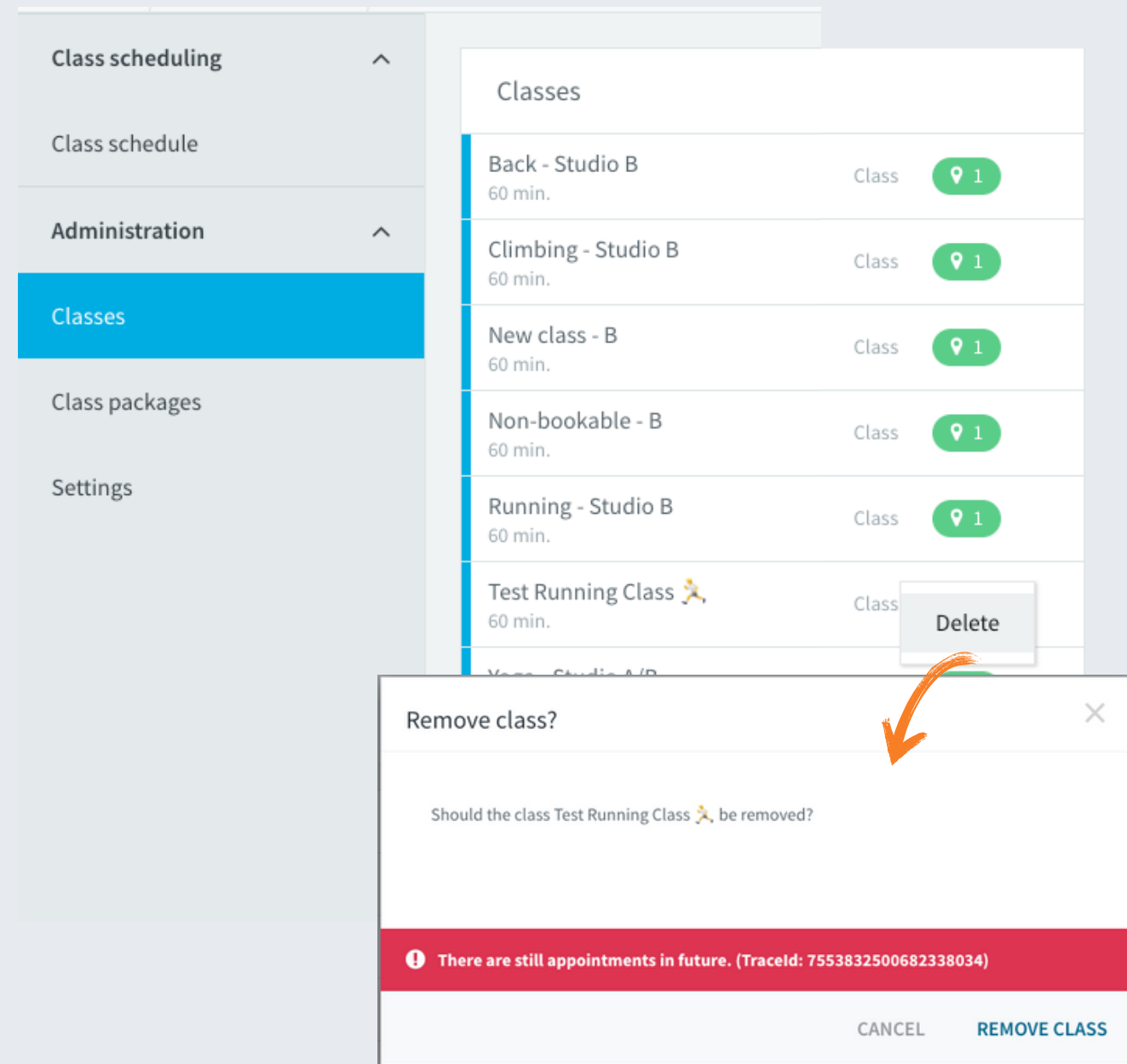
Deactivated

CANCEL CREATE

Delete a class

Through the "Classes" option, it is not possible to delete a class that has been scheduled in the future.

To delete a scheduled class or a series of classes, navigate to the "Class Schedule" option.



- Removes just the class you select
- To remove all classes that are scheduled in the future



Access Management (check-in validation)

To make it possible for Urban Sports Club members without a direct studio membership (medium ID), Magicline lets *aggregators* set up a special web link (HTTP endpoint). This link is used to confirm check-ins for guests at the studio.

1 When an Urban Sports Club member books or checks in for the first time at a studio connected to Magicline, we create a so-called **aggregator member** in Magicline.

2 The member's profile contains the Urban Sports Club **customer ID**, first name, and surname. The profile can be completed by the studio when a member visits the studio.

3 A *medium ID*, such as a **wristband or card** can be added to the profile, so it can be used for entry (check in).

4 To ensure entry, Magicline verifies that a valid Urban Sports Club check-in was **completed by scanning the QR code**.

The screenshot shows the Magicline interface for a member profile. The left sidebar contains navigation options: Dashboard, Check-in, Members, Leads, Finance, Appointments, Classes, Communication, Analytics, Sales, Tasks, Resources, Training world, and Settings. The main content area shows the profile for Gabriela Carvalho, B-208, with a status of Prospect and address in Germany. The 'Management' section is expanded to show 'Overview', 'Documents', 'History', 'Finance', 'Account', 'Invoices', and 'Installment plans'. The 'Overview' section displays contact information and a note: 'An email address is required to send the access.' Below this, there is a section for 'Current COVID certificate' with a message 'COVID certificate not found' and a button 'ADD COVID CERTIFICATE'. At the bottom, the 'Access cards' section shows 'No access card' and a button 'ADD A NEW ACCESS CARD' which is highlighted with a red box.