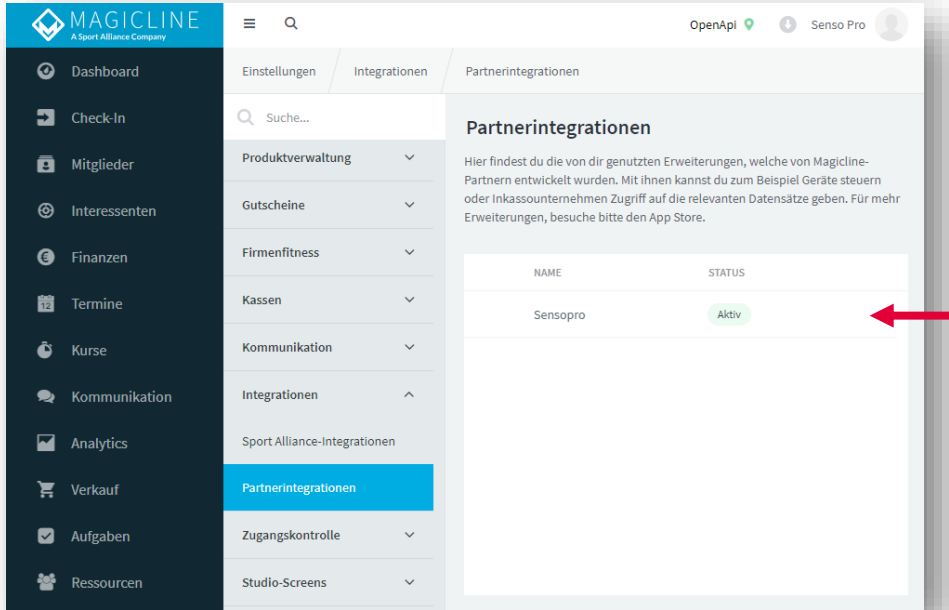


Activate the Sensopro integration

1. Activate the Sensopro integration in the Magicline Appstore
2. Enter the desired Sensopro Luna subscriptions or admissions in Magicline
3. Make sure the Sensopro Luna has an internet connection
4. Sensopro will contact you to schedule the activation
5. Sensopro activates the integration on your Sensopro Luna

Set up Sensopro subscriptions and entry passes



The screenshot shows the Magicline app interface. The left sidebar contains a menu with items: Dashboard, Check-In, Mitglieder, Interessenten, Finanzen, Termine, Kurse, Kommunikation, Analytics, Verkauf, Aufgaben, and Ressourcen. The main content area is titled 'Partnerintegrationen' and shows a list of integrations. The 'Sensopro' integration is listed with the status 'Aktiv'. A red arrow points to the 'Aktiv' status.

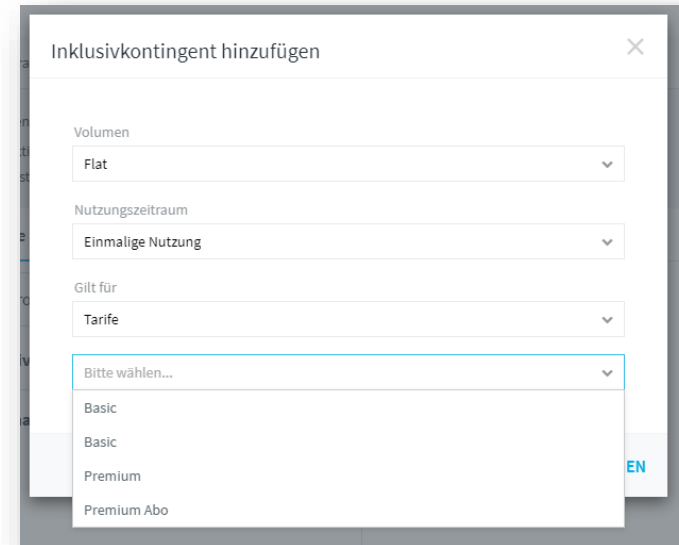
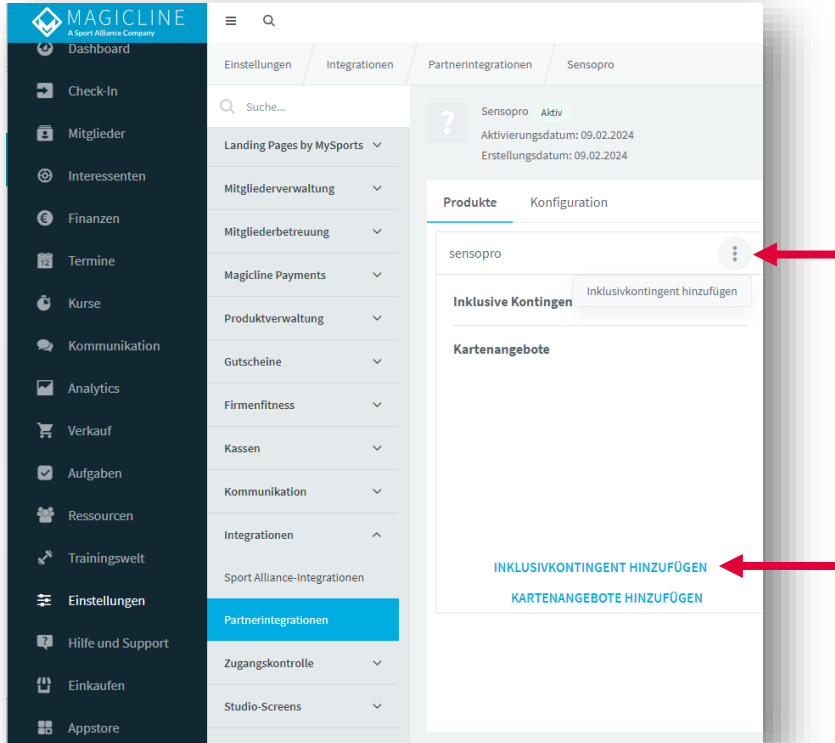
NAME	STATUS
Sensopro	Aktiv

1. Once the Sensopro integration has been activated in the app store it shows up under:

Settings -> Integrations -> Partner integrations

Set up Sensopro subscriptions and entry passes

2. Under «Add inclusive contingent», add the Sensopro benefit to your desired subscriptions.



Set up Sensopro subscriptions and entry passes

The screenshot shows the MAGICLINE Sensopro configuration interface. The left sidebar contains a navigation menu with the following items: Dashboard, Check-In, Mitglieder, Interessenten, Finanzen, Termine, Kurse, Kommunikation, Analytics, Verkauf, Aufgaben, Ressourcen, Trainingswelt, Einstellungen, and Hilfe und Support. The 'Einstellungen' (Settings) menu item is selected. The main content area displays the 'Sensopro' configuration page. At the top, there is a search bar and a list of settings categories: Einstellungen, Integrationen, Partnerintegrationen, and Sensopro. The 'Sensopro' category is selected. Below this, there is a section for 'Sensopro Aktiv' with the activation date '09.02.2024' and the creation date '09.02.2024'. The 'Produkte' (Products) tab is selected, showing a list of products. The 'Inklusive Kontingent' (Inclusive Contingent) section is visible, showing a 'Premium Abo' with a 'Flat' price and 'Einmalige Nutzung' (One-time use). Below this, the 'Kartenangebote' (Card Offers) section is shown, containing two blue links: 'INKLUSIVKONTINGENT HINZUFÜGEN' and 'KARTENANGEBOTE HINZUFÜGEN'. A red arrow points to the 'KARTENANGEBOTE HINZUFÜGEN' link.

3. Under «add entry pass», add your desired entry passes.

The screenshot shows the 'Kartenangebote hinzufügen' (Add Card Offers) modal form. The form has the following fields and values:

- Nutzungsumfang: 1
- Preis: 0,00 €
- Nutzungszeitraum: Einmalige Nutzung
- Artikelnummer: (empty)
- Gültigkeit: Unbegrenzt gültig

At the bottom of the form, there are two buttons: 'ABBRECHEN' (Cancel) and 'HINZUFÜGEN' (Add).

Set up Sensopro subscriptions and entry passes

The screenshot displays the Magicline dashboard with a sidebar menu on the left and a main content area on the right. The sidebar menu includes options like Dashboard, Check-In, Mitglieder, Interessenten, Finanzen, Termine, Kurse, Kommunikation, Analytics, Verkauf, Aufgaben, Ressourcen, Trainingswelt, Einstellungen, Hilfe und Support, and Einkaufen. The main content area is titled 'Sensopro' and shows a configuration page with tabs for 'Produkte' and 'Konfiguration'. Under 'Produkte', there are two sections: 'Inklusive Kontingent' and 'Kartenangebote'. The 'Inklusive Kontingent' section lists 'Premium Abo' and 'Flat' with details like 'Aktivierungsdatum: 09.02.2024' and 'Erstellungsdatum: 09.02.2024'. The 'Kartenangebote' section lists 'sensopro Art-Nr. V-3' and 'sensopro Art-Nr. V-4' with details like 'Einmalige Nutzung' and 'Unbegrenzte Gültigkeit'. Red arrows point from the text 'Example subscription' to the 'Premium Abo' entry and from 'Example entry pass' to the 'sensopro Art-Nr. V-3' entry.

MAGICLINE
A Sport Alliance Company

Dashboard

Check-In

Mitglieder

Interessenten

Finanzen

Termine

Kurse

Kommunikation

Analytics

Verkauf

Aufgaben

Ressourcen

Trainingswelt

Einstellungen

Hilfe und Support

Einkaufen

Einstellungen

Integrationen

Partnerintegrationen

Sensopro

Suche...

Interessenten

Landing Pages by MySports

Mitgliederverwaltung

Mitgliederbetreuung

Magicline Payments

Produktverwaltung

Gutscheine

Firmenfitness

Kassen

Kommunikation

Integrationen

Sport Alliance-Integrationen

Partnerintegrationen

Sensopro Aktiv

Aktivierungsdatum: 09.02.2024

Erstellungsdatum: 09.02.2024

Produkte Konfiguration

sensopro

Inklusive Kontingent

Premium Abo Flat

Einmalige Nutzung

Kartenangebote

1 x sensopro 0,00 €

Art-Nr. V-3

Einmalige Nutzung Unbegrenzte Gültigkeit

10 x sensopro 0,00 €

Art-Nr. V-4

Einmalige Nutzung Unbegrenzte Gültigkeit

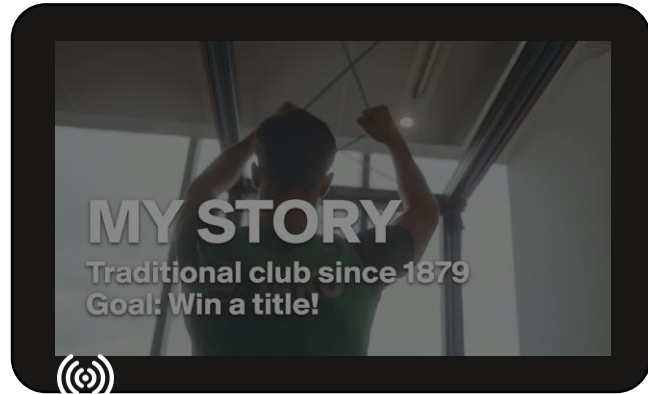
[INKLUSIVKONTINGENT HINZUFÜGEN](#)

[KARTENANGEBOTE HINZUFÜGEN](#)

Example subscription

Example entry pass

Log-in on the device



Tap the screen with
your RFID chip card



Screen unlocks:
Valid subscription / entry pass



Screen doesn't unlock:
Invalid subscription / entry pass